


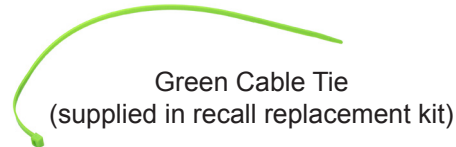
Action Required For Identifying the Recalled Bendix® TR-3™ Valve

How do I know if the valve has been replaced on my vehicle?



Bendix® TR-3™ Valve
(Part No. 101450
shown on valve)

To verify that the Bendix® TR-3™ valve (P/N 101450 displayed on the valve) has been replaced per the recall campaign, look for the presence of a green cable tie secured to the valve body.
No further action is required.



Identifying TR-3 valves covered in this field action

Valve Identification

The TR-3 valves covered by this campaign are part numbers 101450, 101450N and 101450R manufactured between February 6, 2014 and October 15, 2014.

While verification of the part number and date code are necessary to determine if the valve is a part of the campaign, there are two identifiers that can be checked to determine that the valve is not a part of the campaign. These steps may not require removal of the valve from the vehicle.

1. **The TR-3 valve covered by this recall should have an identification tag with “SPECIAL TR-3 REPLACE WITH 101450” stamped into it.** This tag may need to be removed from the valve if the view is obstructed. All other part numbers referenced are not a part of the campaign.
2. **Under the identification tag is the valve casting date code wheel.** Only **body castings with a number 13 in the center** are a suspect valve. Valve bodies that have a number other than 13 are not a part of the campaign.

The valves that are suspect must be removed to verify the part number and the date of manufacture—stamped into the supply port cap nut. To view this information the valve cap nut area must be cleaned of paint and debris. To verify the date code see *Interpreting the Date Code* below.


Interpreting the Date Code

A date code is stamped (not cast) on the TR-3 valve supply port cap nut. *Locate the date code – removing the paint coating, if necessary – to read the code.*

- The first field is the month (A=January, B=February, etc. – excluding the letter I – so that J=September, and so on).
- The next two fields are the date (e.g. 06=6th day of the month)
- The next two fields are the year (e.g. 14=2014).
- The final code in the sequence is the Plant Code (T for all valves in this campaign)

Valves included in this field action were manufactured during the period:

February 6, 2014 through October 15, 2014
That is, B0614T through K1514T



Action required. Contact your OEM dealer to schedule the replacement of your TR-3 valve.

For technical support, call the Tech Team at 1-800-AIR-BRAKE (1-800-247-2725)
8 a.m. – 6 p.m. Monday – Friday EDT