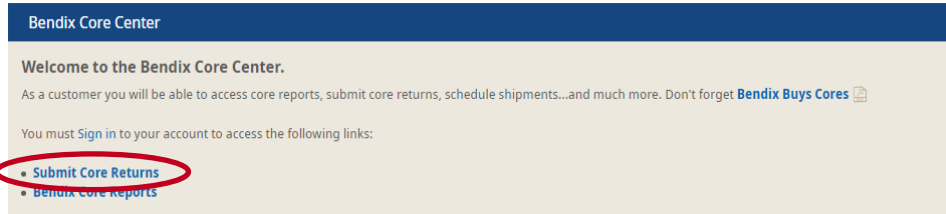


HOW TO SUBMIT A BENDIX CORE RETURN FOR SHIPMENTS OVER 500LBS

- Go to www.bendixcorefreight.com
- Click submit core returns



Bendix Core Center

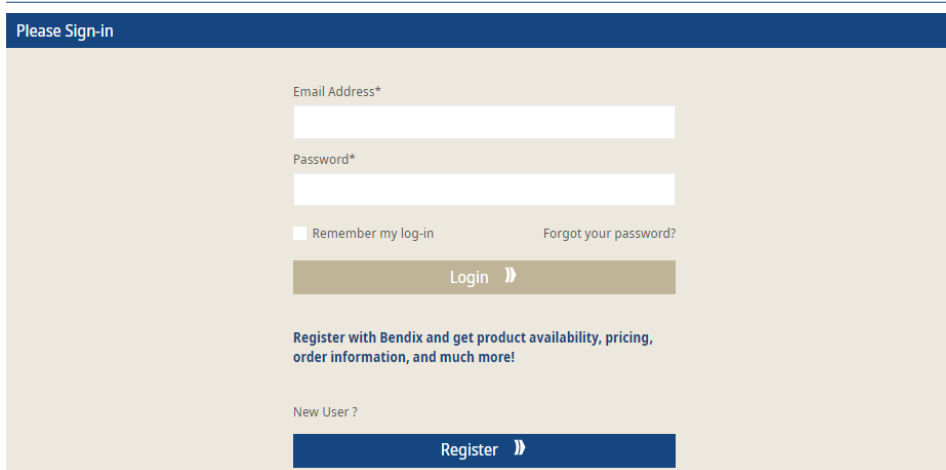
Welcome to the Bendix Core Center.

As a customer you will be able to access core reports, submit core returns, schedule shipments...and much more. Don't forget [Bendix Buys Cores](#) 📄

You must Sign in to your account to access the following links:

- [Submit Core Returns](#)
- [Bendix Core Reports](#)

- You must be signed in to submit a core return
- Returning Customer



Please Sign-in

Email Address*

Password*

Remember my log-in [Forgot your password?](#)

Login »

Register with Bendix and get product availability, pricing, order information, and much more!

New User ?

Register »

- Filling out the core return form
 - **Your return should be packaged and ready when you submit this form.** You do have the option to save before submitting. See page 9 for packaging guidelines.

Please Note

Please fill in all required information once your return is **packaged and ready** for pickup to ensure an efficient core return process.

- **Date:** This is prefilled based on the date you are submitting the request.



Date

03/03/2022

- **Core Return Month:** This is prefilled based on the date you are submitting your request. Shipments submitted after the 15th of the month is considered next month of business (unless the 15th falls on a weekend or holiday, in which case anything shipped after the next following business day).



Core Return Month

MARCH

- CR Number:** This number will be used for your core acknowledgment and reconciliation purposes. If you do not provide one, the system will automatically assign you a number numerically. You do have the option to provide your own CR# by unchecking the box and entering it in this field. *This can be a reference number that you are already tracking internally, but you cannot use the same CR# more than once.*

CR Number*

If checked the system will create the CR Number

- Customer ID:** Select from the drop down the location that is submitting the core return.

Customer ID

- Contact Information:**
 - Name:** This is the name of the account user and cannot be changed.
 - Phone Number:** In the event we have questions regarding this return, we will contact this number or the email address below.
 - Confirmation Email Address:** This email address will also receive a copy of this core return form.

First Name	Last Name
<input type="text" value="Caitlyn"/>	<input type="text" value="Lewis"/>
Phone*	Confirmation email address*
<input type="text" value="440-329-9298"/>	<input type="text" value="cores@bendix.com"/>

- Over 500lbs:** If you are shipping over 500lbs or 100 brake shoes, Bendix will cover the cost of the freight for shipments following these instructions, once per month. Select "Over 500lbs or 100 brake shoes." This will open up additional fields, starting with Pickup Address.

Over 500lbs or 100 brake shoes
 Under 500lbs (please arrange your own shipment)

- Pickup Address:** You have the option to select from the drop down or add a new address.

Pickup Address

Select a pick-up address below:

If the pickup address is not provided in the selection list above, please add a new address below:

Add a new Address

Company Name*	Address*
<input type="text"/>	<input type="text"/>

- Checking “**Add a New Address**” will allow you to enter the information in these fields.

- **Alternate Contact:** If you would like to add a contact person other than what appears above (account user contact), enter that here. This person will also receive a copy of the core return form if you complete the email address field. Please ensure you also provide them with a copy of the BOL (made available after you submit) if necessary.

If contact person is different from the person above add below:

- **Product Type:** This ensures your return is shipped to the appropriate address for processing.

- **Product Information:**

- **Core Group:** Select the core group from the drop down.

*If you are unsure, please refer to the **Material/Core Group Search** function at the bottom of the B2Bendix Cores Center, where you can enter your part number for the core group and class.*

- **Core Grade:** Select the condition of the material you are returning. *Our core inspectors will make the final determination upon receipt of your return.*

- **Quantity:** Enter the quantity you are returning of this core group and class.

Qty

1

- **Upgrade:** If you are upgrading the core, click the upgrade box and select the core group you are upgrading to.
Please ensure each core you are upgrading also has an orange upgrade tag attached to the part. Contact cores@bendix.com if you need additional tags. See the Bendix Core Handbook for eligible upgrades.

Upgrade Upgrade Core Class

79 AD-9 AIR D
 Please Select
 79 AD-9 AIR DRYER

- **Weight:** This is an estimated weight, calculated for you based on the quantity that you entered, by row and for the total of the return.

Core Group	Core Class	Core Grade	Qty	Upgrade	Upgrade Core Class	Weight approx. (lbs)	Total Weight (lbs)
2R BRAKE SHI	2R RX AIR BRA	Good Core	200	<input type="checkbox"/>	Please Select	12	2400.0 <input type="checkbox"/>

Add Row

			Total	Qty	Weight approx. (lbs)	Total Weight (lbs)
			Total	200		2400

- If you have additional products to return, click **Add Row**. A new line will be available for you to enter. Add as many rows as needed. If you need to delete a line, click the **red x** to the right of the line that you would like to delete.

Core Group	Core Class	Core Grade	Qty	Upgrade	Upgrade Core Class	Weight approx. (lbs)	Total Weight (lbs)
2R BRAKE SHI	2R RX AIR BRA	Good Core	200	<input type="checkbox"/>	Please Select	12	2400.0 <input type="checkbox"/>
Please Select	Please Select	Please Select		<input type="checkbox"/>	Please Select	0	0 <input type="checkbox"/>

Add Row

			Total	Qty	Weight approx. (lbs)	Total Weight (lbs)
			Total	200		2400

- **Warranty:** If you are including warranty items with your return, check this box.
Please ensure your warranty items are boxed separately and cleared marked "warranty."

Warranty Material Included?
 Please clearly label the parts "warranty material"

- **Actual Weight:** If you have the ability to weigh your return and it is different from the total estimated weight above, please enter that here. If you do not have the ability to weigh your return, please leave this blank and we will use the estimated weight above.

<input type="text"/>	<input type="text"/>	<input type="text"/>	<input type="text"/>
Actual weight [?]	<input type="text" value="2550"/>	Actual weight [?]	<input type="text" value="0.0"/>

- **Package Type:** Select the package type you are returning (Box or Pallet).
Boxes shipped small parcel (UPS, FedEx, etc) should be clearly marked "CORE" on the outside of each box.
Pallets should be standard size, less than 48" tall and under 2,000lbs per pallet.

Package Type [?]	<input type="text" value="Box"/>
---------------------------	----------------------------------


- **Package Qty:** Enter the total number of boxes or pallets you are shipping here. This is not the total number of cores, which is calculated for you above based on the quantities you enter for each core group.

Package Qty	<input type="text" value="1"/>
-------------	--------------------------------

- **Save:** If you need to pause, click save to return at a later time to complete your form. **This will be available only to you and will not be submitted to Bendix until you return and click submit.**


See page 8 below for steps to access your saved returns.

<input type="button" value="Save"/>	<input type="button" value="Final Review"/>	<input type="button" value="Submit"/>
-------------------------------------	---	---------------------------------------

 You are saving this core return to be completed at a later date or when your shipment is ready for pickup. To open a saved form, go to Search Core Returns under My Account [here](#).

- **Final Review:** Click this when you have entered all the products you are returning. **No changes can be made after this form has been submitted.**

<input type="button" value="Final Review"/>	<input type="button" value="Submit"/>
---	---------------------------------------

 Please review your form prior to submitting. You will be unable to edit your form after it has been submitted. Thank you, Your Bendix Core Team

- **Submit:** Click this after you have reviewed your core return and your shipment is **packaged and ready for pickup.**

<input type="button" value="Final Review"/>	<input type="button" value="Submit"/>
---	---------------------------------------

- You will see a green box at the top to show this was successfully submitted. Click the link to go to your **Core Return Search** for your core return form and BOL. *You can also follow the steps on page 8 to reach your Core Return Search.*

Thank you for submitting your core return request.

If your shipment is over 500lbs or 100 brake shoes, a bill of lading will be available [here](#).

If your shipment is under 500lbs, please ship **PREPAID** to the appropriate address below. please include a copy of the Bendix core return form.

✓ CANADA:
Bendix CVS LLC / FastFrate
9701 Hwy 50
Woodbridge, ON L4H 2G4
***The core return documents must also be emailed for <500 lb. Canadian shipments.

US:
Bendix CVS LLC
1850 Riverfork Dr.
Huntington, IN 46750
***UPS packages should be marked CORE on the outside

- In the drop down, select the account you just submitted your core return under.

Customer ID

- You can either enter the core return number or search by date. Click **Search** and the results will show below.

CR Number*

Submission Date From* 02/14/2022

Submission Date To* 03/03/2022

Contact cores@bendix.com if you have any issues or questions.

6 New Request(s) Found

CR#	CR Status	Creation Date	Core Return Month	Shipment Number	BOL PDF
100024076	SUBMITTED	02/21/2022	MARCH	976497	
100024077	SUBMITTED	02/21/2022	MARCH	976498	
100024078	SUBMITTED	02/21/2022	MARCH	976499	
100024152	OPEN	03/03/2022	MARCH		

- The **CR#** column will show your **core return numbers**, whether you created your own number or allowed the system to generate. You can click this link to open a copy of your core return form.
 - Print** and include copies of your core return form on the inside and outside of each box or pallet you are returning.
This form is also sent via email attachment after you click submit.
- The **CR Status** column will show **OPEN** for core returns that have been saved, but not submitted.
- The **CR Status** column will show **SUBMITTED** for core returns that have been submitted, both under and over 500lb shipments.
- The **Creation Date** column will show the date your core return was **created**.
- The **Shipment Number** column will show your shipment number for core returns that have been submitted, over 500lbs.


- The **BOL PDF** column will show a **PDF icon** for core returns that have been submitted over 500s, if your BOL is now available. Click this icon and it will open your BOL.

Please print as many copies as needed for the carrier.


CR Number* Submission Date From* 03/02/2022 Submission Date To* 03/04/2022

Contact cores@bendix.com if you have any issues or questions.

5 New Request(s) Found



CR#	CR Status	Creation Date	Core Return Month	Shipment Number	BOL PDF
100024162	SUBMITTED	03/04/2022	MARCH	976720	


- If you see **REQUEST BOL** in this column instead of a PDF icon, we are still working on your BOL. Please wait a few moments and click this link. If it is now available, it will be replaced with the PDF link, which you can click to open and print your BOL. If it is not, please give more time and return, **clicking the link** to retrigger. If you do not see your BOL available within 2 hours, please reach out directly to cr_bendix@argussolutions.net


CR#	CR Status	Creation Date	Core Return Month	Shipment Number	BOL PDF
100024171	SUBMITTED	03/08/2022	MARCH	[null]	Request BOL
100024164	SUBMITTED	03/04/2022	MARCH	976722	


- Your **core return form** will also be emailed as an attachment to the email address/addressess you provided. Your BOL will not be emailed.

Bendix Core Return(100002187)

 Customerportal Knorr-Bremse Group
To 

 If there are problems with how this message is displayed, click here to view it in a web browser.

 Bendix Core Return Request CR100002187.pdf
31 KB

 My Account | Contact Us

Core Acknowledgement

Dear _____,

Thank you for completing the core return form online on 03/03/2022

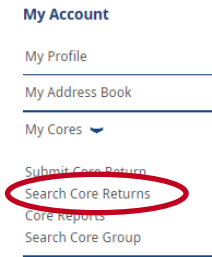
Your core return number is 100002187

Please retain this information for your records and use the core return number for any communications regarding this core return. Please make sure to print two copies of this form to place one inside the box and one outside of the box.

- By completing this process, the shipment will be tendered to the carrier. You will not need to contact the carrier for pickup. The carrier will not provide advanced noticed for pickup, your core return should be ready for transit when your core return is submitted. Use this Bendix BOL to ship your return. Do not reuse a previous BOL.

- **Access Saved Returns:**

- On the left, under **My Account**, click **My Cores** and then click **Search Core Returns**.



- Select the account you submitted the return under from the drop down.



- You can either enter the core return number or search by date. Click Search and the results will show below. The CR Status will show **OPEN** for core returns that have been saved, but not submitted. Click the CR# of the return you would like to open and complete. From there you can adjust your information provided, complete your final review, and submit.

CR Number* Submission Date From* Submission Date To*

03/03/2022 03/03/2022

Reset **Search »**

Contact cores@bendix.com if you have any issues or questions.


1 New Request(s) Found

CR#	CR Status	Creation Date	Core Return Month	Shipment Number	BOL PDF
100024152	OPEN	03/03/2022	MARCH		

Bendix Core Return Packaging

Pallets should be standard size, less than 48" tall and under 2,000lbs per pallet.

Carefully pack all Cores with adequate protection to avoid damage in transit.



Inadequate packaging can cause you significant financial losses.

Brake Shoes	Brake shoes must not be returned in boxes of any kind. Treat them as individual shoes (not pairs, or kits). Because they will be processed at different location(s) from other items, pack them separately from other cores and items being returned for warranty.	Must Not Be Individually Boxed!
Electronic Components	Only electronic cores are to be returned in their original boxes – using suitable packing materials (bubble-wrap, etc)- to prevent damage. Electronic cores – in a separate container from other cores – may be carefully included as part of a pallet with other cores.	Package Individually
Hydraulic Brake Calipers	This product must not be returned in boxes.	Must Not Be Individually Boxed!
ADB	This product must not be returned in boxes. Because they will be processed at different location(s) from the other items, pack them separately from other Cores and items being returned for warranty.	Must Not Be Individually Boxed!
Steering Gears	All steering gears must be returned in the plastic bag and box that it originally came in. No more than 16 boxes per pallet, with the part number label on the box facing outward.	Package Individually
All Other Cores	Group together, if possible, with other cores in the same core group, but do not use individual boxes.	Package grouped with other similar cores.

Please see www.bendixcorefreight.com for additional instructions or email cores@bendix.com.